




SPARES for ROYAL ENFIELD & AMAL

EMAIL: [info@hitchcocksmotorcycles.com](mailto:info@hitchcocksmotorcycles.com)  
 WEB: [www.hitchcocksmotorcycles.com](http://www.hitchcocksmotorcycles.com)



HITCHCOCK'S MOTORCYCLES LTD  
 ROSEMARY COURT  
 OLDWICH LANE WEST  
 CHADWICK END  
 SOLIHULL  
 B93 0EY ENGLAND

TELEPHONE: 01564 783 192  
 FAX: 01564 783 313

## REAR MUDGUARD CARRIERS, PAIR P/N 92766




Spacer and bolt positions:



### BOLTS

Bolt (G) in **Picture 1** is a reduced head Allen bolt and designed to replace the original stud/bolt.  
 Bolt (E) in **Picture 1** is a direct replacement for the original shock absorber bolt.  
 Bolt (F) requires 2x6mm holes drilled in the mudguard (one each side).



### SPACERS

Spacers (A) and (B) & (C) are positioned as shown in **Pictures 1, 2 & 3**.

Spacer (C) sits between the carrier bracket and the mudguard.

Spacer (D) is the thinnest spacer and fits between carrier and shock bolt (**Picture 3**).